










Earth Week

Kindergarten Choice Board: Week of April 20

Pick 2 boxes to do each day. Put a happy face in the box or color the box when completed.

Remember to **read everyday!** This can include students reading to themselves or a grown-up reading to them.

<p>Make a list of wildlife you see outside or through a window. Look to the sky, the trees, in the grass, in the dirt, under rocks and anywhere else you can think of.</p>  <p>Think about using scrap paper to make your list.</p>	<p>Find a few items that you were planning on recycling or throwing away. Can you make something out of them?</p> <p>Draw a picture of your creation and write a How-To book about how you made it.</p> <p>How To paper How To Chart How To Checklist</p>	<p>Read and/or listen to the Raz Kids books: <i>*Use your teacher created login</i> I Love the Earth Level B</p> <p>Caring For Earth Level E</p>  <p>Paper Copies in Pick up Packet</p>	<p>Make a poster about ways to care for the earth. Be convincing!</p> <p>Think of ways to reduce, reuse, recycle.</p> 	<p>Make an obstacle course outside or inside. Practice it several times using directional words: over, under, around, behind, through, between, beside, and so on. Give directions to a family member.</p> <p>BONUS: draw and label a map of your obstacle course.</p>	<p>Model/solve these +, - problems with counters (ex. Beans, cereal, rocks etc.)</p> <p>Tell someone how you solved them.</p> <p>1+3 = ? 4-0=? 5+0=? 3-2=? 2+2=? 5-5=?</p> <p>Now make up some problems of your own!</p>
<p>Nature Sketch Go outside and find a natural object such as a flower, tree, rock, or watch something living such as a bird. Draw that item with as much detail as you can. Label your drawing and read it to someone in your family.</p> 	<p>Practice reading and writing rhyming words. (-at) - mat, sat, rat, pat, that, (in)- bin, pin, fin, tin, win</p> <p>*Try adding some of your own!</p> 	<p>Practice writing your first AND last names 5 times. Remember each name starts with an uppercase letter and the rest are lower case.</p> <p>Handwriting Paper</p> 	 <p>When one thing doesn't work, you try a different way. Talk with your family about the many ways you have had to show flexibility lately.</p>	 <p>Recite the alphabet chart in two different ways: Forward Backward Mixed up Pictures only Sounds only</p> <p>ABC Chart</p>	<p>Gather your stuffed animals or other toys. Put them in order from shortest to longest. Share your observations with a family member.</p>  <p>If you can, take a picture to share with your teacher through email or facebook .</p>

Additional resources are located [here](#) or on the Milan Area Schools website under Paddock.